




GURU HAR RAI SCHOOL

# SUMMER *Holidays*



## HOMEWORK



Grade: 1K

Dear Parents,  
Dear Students,

## VACATION IS A WELCOME BREAK!

Vacation is a time to have fun with family and friends!

Let's cheer for the 3R's: Rejuvenation,  
Relaxation, and Rebonding!

All of you, **FIX A GOAL AND STRIVE HARD EACH DAY TO ACHIEVE IT!**

Here are few tips for you to follow –



1. Free play time should alternate with structural games – this cultivates sportsmanship.



2. Assign a permanent workplace and a work-time. This brings in discipline in your life.



3. Reading from colorful illustrated storybooks will develop your language skills.

Please,  
Thank you,  
Excuse me,  
Sorry

4. Inculcate good manners – 4 magic words: Please, Thank you, Excuse me, Sorry – Use them and see the difference.



5. Help your mother to keep the house clean. Do small household jobs like dusting, watering plants, laying dinner table and so on.



6. Plan some outdoor and indoor games.



7. Go out for morning walks, talk about things you see around.

8. Listen to stories from family members and try to narrate them.





GURU HAR RAI SCHOOL

SUMMER

ग्रीष्मकालीन अवकाश

डा हिंदी  
गृहकार्य

ग्रेड: 1K

## खाली स्थान भरो

घर	.....		(चल/हल)
यह	.....	चख्र।	(घर/फल)
.....	.....	तक चल।	(शहद/महल)
.....	.....	मत कर।	(सड़क /बहस)
फसल	.....	गई।	(कट/मटर)
घर	.....	पढ़।	(चलकर /सरकस)
जय	.....	पर चल।	(नल /पथ)
यश	.....	पर चढ़।	( टब/ बस)
.....	.....	आम पक गए।	(दस/ कट)
अब	.....	चल।	(पल/ घर)
सब	.....	कह।	(सच/कप)

एक अक्षर के साथ अलग-अलग अक्षर जोड़कर शब्द बनाना सीखे।

क	ल	कल
	म	कम
	प	कप

फ	ल	
	न	
	ट	

स	र	
	ब	
	च	


आ	प	
	म	
	ग	

ह	म	
	ल	
	क	

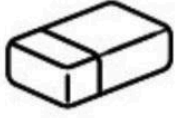
म	न	
	ल	
	र	

# वर्णमाला बिंदु-से-बिंदु गतिविधि

बिंदुओं को क्रमानुसार जोड़ें और देखें कौन सा फल बनता है!



चित्र देखकर शब्द लिखें



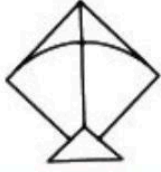
Blank writing lines for the word 'साबुन' (Sabun).



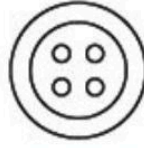
Blank writing lines for the word 'गेहूँ' (Gehun).



Blank writing lines for the word 'तंतु' (Tantu).



Blank writing lines for the word 'डिंडी' (Dindi).



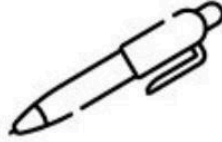
Blank writing lines for the word 'बटन' (Butan).



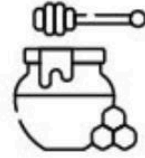
Blank writing lines for the word 'चना' (Chana).




Blank writing lines for the word 'कछुवा' (Kachhua).




Blank writing lines for the word 'पेन' (Pen).



Blank writing lines for the word 'हoney' (Honey).



Blank writing lines for the word 'लड्डू' (Laddu).



Blank writing lines for the word 'डक' (Dak).



Blank writing lines for the word 'हस्तधोना' (Hastadhona).



आ(ा) की मात्रा के शब्द (दो अक्षर वाले शब्द)

अक्षर और मात्रा को जोड़ कर शब्द बनाएं 

र + ा + ज + ा = \_\_\_\_\_

ह + ा + थ = \_\_\_\_\_

म + ा + ल + ा = \_\_\_\_\_

न + ा + क = \_\_\_\_\_

ख + ा + न + ा = \_\_\_\_\_

अ + ा + म = \_\_\_\_\_

क + ा + ल + ा = \_\_\_\_\_

र + ा + त = \_\_\_\_\_

छ + ा + त + ा = \_\_\_\_\_

क + ा + न = \_\_\_\_\_

# बिना मात्रा के शब्द

४ अक्षर वाले रिक्त स्थान भरें



बर \_\_\_\_\_



अद \_\_\_\_\_



शर \_\_\_\_\_



कस \_\_\_\_\_



गर \_\_\_\_\_



थर \_\_\_\_\_



टम \_\_\_\_\_



अच \_\_\_\_\_



अज \_\_\_\_\_



शल \_\_\_\_\_



गप \_\_\_\_\_



तर \_\_\_\_\_

सही अक्षर पर गोला लगाओ (क - न)



ड ख ठ



क ज ट




द न झ




ध न घ



छ ध ढ



थ क द



ग ग न



च छ झ



घ घ ज



ठ ड ट



त त घ



क द छ



आ (I) की माला वाले शब्द - चित्र देख कर लिखें

4



Blank handwriting lines for the word 'चार' (Chaar).

Blank handwriting lines for the word 'आम' (Aam).

Blank handwriting lines for the word 'हाथ' (Haath).



Blank handwriting lines for the word 'गाड़ी' (Gaari).

Blank handwriting lines for the word 'नास' (Naas).


Blank handwriting lines for the word 'घास' (Ghas).



Blank handwriting lines for the word 'छाता' (Chhata).

Blank handwriting lines for the word 'जाल' (Jal).

Blank handwriting lines for the word 'आम्र' (Aamr).



Blank handwriting lines for the word 'पौधा' (Paudha).

Blank handwriting lines for the word 'हाथी' (Haathi).

Blank handwriting lines for the word 'आम्र' (Aamr).



GURU HAR RAI SCHOOL

# SUMMER HOLIDAY HOMEWORK

1

## हिंदी वस्तु पहचान

- घर की वस्तुओं पर हिंदी के लेबल लगाएँ
- किसी एक वस्तु को चुनें और उसके बारे में हिंदी में बताएँ



2

ABC/आइ/123



## अक्षर और चित्र मिलान

- क, ख, ग ... से शुरू होने वाले वस्तुओं को ढूँढें
- अक्षरों के फ्लैशकार्ड के साथ चित्र मिलाएँ

3

## हिंदी कहानी सुनाना

- अपने माता-पिता से कोई भी हिंदी कहानी सुनें
- कहानी को अपने शब्दों में हिंदी में फिर से सुनाएँ



4

## कविता और गीत अभ्यास

- अपनी पसंदीदा हिंदी कविता को याद करें और सुनाएँ
- कोई नया हिंदी बालगीत सीखें



5

## रचनात्मक लेखन और रंग भरना

- सरल हिंदी शब्दों को लिखें



घर



सूरज

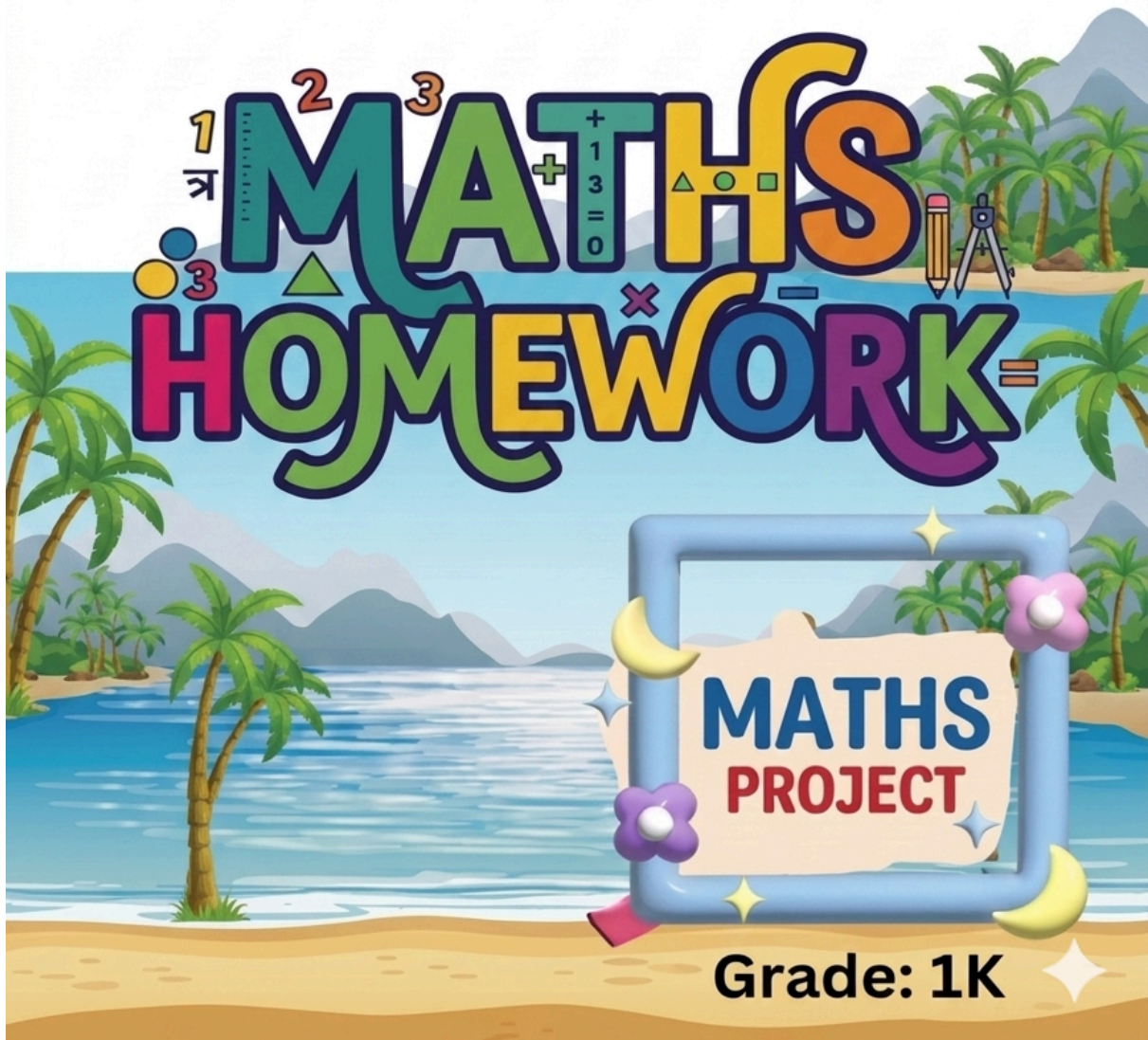




GURU HAR RAI SCHOOL

SUMMER

HOLIDAY HOMEWORK



Grade: 1K



# GREATEST TO SMALLEST CHALLENGE



Order the following numbers from greatest to smallest

12 25 33 15 → 33 25 15 12

16 12 15 17 →

24 28 18 55 →

36 62 38 42 →

65 75 55 45 →

34 43 58 85 →

47 41 61 51 →

59 88 70 95 →

# NUMERACY SKILLS: SEQUENTIAL ADDITIONS WORKSHEET

- Do the following additions.

**7**  $+5$   $+2$   $+4$   $+3$

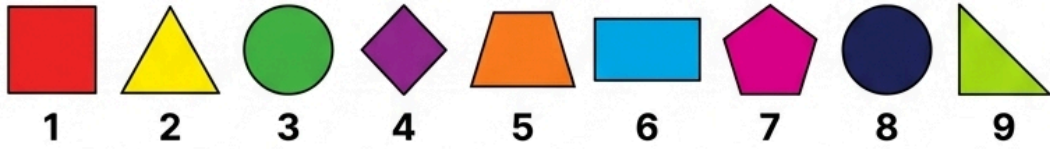
**9**  $+4$   $+7$   $+3$   $+9$

**3**  $+9$   $+3$   $+6$   $+7$

**5**  $+4$   $+9$   $+2$   $+6$

# GEOMETRIC SHAPE MATH CHALLENGE

Decode the values and solve the equations!



EXAMPLE

$$2+7+3=12$$

$$\triangle + \text{pentagon} + \text{circle} = ?$$

$$\text{circle} + \text{trapezoid} + \text{square} = ?$$

$$\text{triangle} + \text{triangle} + \text{diamond} = ?$$

$$\text{pentagon} + \text{circle} + \triangle = ?$$

$$\text{rectangle} + \text{rectangle} + \text{square} = ?$$

$$\triangle + \text{trapezoid} + \text{circle} = ?$$

$$\text{square} + \text{circle} + \triangle = ?$$

$$\text{trapezoid} + \text{diamond} + \text{circle} = ?$$



## FUN WITH ADDITION: UP TO 10!

$3 + 5 =$	<input type="text"/>
$2 + 8 =$	<input type="text"/>
$7 + 2 =$	<input type="text"/>
$4 + 6 =$	<input type="text"/>
$1 + 7 =$	<input type="text"/>
$5 + 5 =$	<input type="text"/>
$8 + 2 =$	<input type="text"/>
$6 + 4 =$	<input type="text"/>
$9 + 1 =$	<input type="text"/>
$3 + 6 =$	<input type="text"/>
$7 + 3 =$	<input type="text"/>
$2 + 5 =$	<input type="text"/>
$4 + 4 =$	<input type="text"/>
$1 + 9 =$	<input type="text"/>
$8 + 1 =$	<input type="text"/>
$1 + 4 =$	<input type="text"/>

$2 + 6 =$	<input type="text"/>
$1 + 8 =$	<input type="text"/>
$4 + 3 =$	<input type="text"/>
$5 + 1 =$	<input type="text"/>
$4 + 2 =$	<input type="text"/>
$3 + 7 =$	<input type="text"/>
$4 + 5 =$	<input type="text"/>
$1 + 2 =$	<input type="text"/>
$4 + 1 =$	<input type="text"/>
$2 + 4 =$	<input type="text"/>
$3 + 1 =$	<input type="text"/>
$5 + 3 =$	<input type="text"/>
$3 + 3 =$	<input type="text"/>
$6 + 1 =$	<input type="text"/>
$2 + 1 =$	<input type="text"/>
$3 + 2 =$	<input type="text"/>

$3 + 4 =$	<input type="text"/>
$2 + 3 =$	<input type="text"/>
$1 + 5 =$	<input type="text"/>
$0 + 8 =$	<input type="text"/>
$6 + 2 =$	<input type="text"/>
$9 + 0 =$	<input type="text"/>
$1 + 3 =$	<input type="text"/>
$7 + 1 =$	<input type="text"/>
$2 + 2 =$	<input type="text"/>
$5 + 4 =$	<input type="text"/>
$2 + 7 =$	<input type="text"/>
$5 + 2 =$	<input type="text"/>
$1 + 6 =$	<input type="text"/>
$6 + 2 =$	<input type="text"/>
$1 + 1 =$	<input type="text"/>
$6 + 3 =$	<input type="text"/>

# SIMPLE SUBTRACTION ADVENTURE!

$7 - 3 = \underline{\quad}$

$7 - 1 = \underline{\quad}$

$6 - 1 = \underline{\quad}$

$8 - 4 = \underline{\quad}$

$4 - 1 = \underline{\quad}$

$6 - 4 = \underline{\quad}$

$7 - 6 = \underline{\quad}$

$8 - 6 = \underline{\quad}$

$9 - 3 = \underline{\quad}$

$7 - 1 = \underline{\quad}$

$8 - 2 = \underline{\quad}$

$5 - 1 = \underline{\quad}$

$7 - 2 = \underline{\quad}$

$7 - 5 = \underline{\quad}$

$8 - 3 = \underline{\quad}$

$4 - 2 = \underline{\quad}$

$5 - 4 = \underline{\quad}$

$5 - 2 = \underline{\quad}$

$3 - 2 = \underline{\quad}$

$4 - 3 = \underline{\quad}$

$9 - 2 = \underline{\quad}$

$8 - 5 = \underline{\quad}$

$7 - 3 = \underline{\quad}$

$6 - 3 = \underline{\quad}$

$3 - 2 = \underline{\quad}$

$7 - 2 = \underline{\quad}$

$8 - 3 = \underline{\quad}$

$5 - 1 = \underline{\quad}$

$8 - 4 = \underline{\quad}$

$6 - 4 = \underline{\quad}$

# TOM AND JERRY MATH MAZE

8 - 1

-

5

+ 3

+

2

-

2 +

7

4 +

-

6

+ 2

+ 8

Tom and Jerry




# GURU HAR RAI SCHOOL

# SUMMER HOLIDAY HOMEWORK

1

## KITCHEN MEASUREMENT FUN

- ★ Measure ingredients for a cake with scales
- ★ Count how many small spoons fit in a big cup



2

## HOME SHAPE HUNT

- Identify 10 circles, 10 squares, and 10 rectangles around the house
- Draw a map of your room with shapes



3

## GARDEN & NATURE COUNTING

- ★ Count and group different types of leaves or pebbles (e.g., 5 smooth, 8 rough)
- ★ Sow seeds and count the days until they sprout



## GROCERY SHOPPING ADVENTURE

- ★ Add up the cost of 3 simple items from a grocery list
- ★ Play store: use play money to 'buy' and 'sell' items

4

5

## TIME & PATTERN CREATION

- ★ Create a repeating pattern of colored building blocks
- ★ Tell the time using an analog clock (O'clock and Half-past)
- ★ Tell the time using an analog clock (O'clock and Half-past)



FUN  
PARENT-CHILD  
ACTIVITIES  
SUMMER MATHS  
EXPLORATION

ENGLISH  
HOLIDAY  
HOMEWORK  
Grade - 1K

# ALL ABOUT ME!



My name is:



I am \_\_\_\_\_  
years old.



My birthday is




Favorite food



Favorite color



Favorite animal



Favorite cartoon

# ARTICLES

Complete the following sentences by writing the correct article.

a

an

1. It is \_\_\_\_\_ car.
2. It is \_\_\_\_\_ banana.
3. It is \_\_\_\_\_ airplane.
4. It is \_\_\_\_\_ eggplant.
5. It is \_\_\_\_\_ cat.
6. It is \_\_\_\_\_ arrow.
7. It is \_\_\_\_\_ kangaroo.
8. It is \_\_\_\_\_ elephant
9. It is \_\_\_\_\_ eagle.
10. It is \_\_\_\_\_ umbrella.



Choose the correct articles, **a** or **an**.


1) This is 

a	an
---	----

 new car. 

2) This is 

a	an
---	----

 ugly monster. 


3) This is 

a	an
---	----

 red bike. 

4) It is 

a	an
---	----

 small ball. 

5) It is 

a	an
---	----

 elephant. 

6) This is 

a	an
---	----

 old train. 

7) It is 

a	an
---	----

 green toy plane. 


8) It is 

a	an
---	----

 pink umbrella. 

9) This is 

a	an
---	----

 new yellow go-kart. 

10) It's 

a	an
---	----

 short ruler. 

# What is it?

1 What is it?

It is .....



8 What is it?

It is .....



2 What is it?

It is .....



9 What is it?

It is .....



3 What is it?

It is .....



10 What is it?

It is .....



4 What is it?

It is .....



11 What is it?

It is .....



5 What is it?

It is .....



12 What is it?

It is .....



6 What is it?

It is .....



13 What is it?

It is .....



7 What is it?

It is .....



14 What is it?

It is .....





# NOUN WORKSHEET



A Noun is a Naming Word.

1. Tick (✓) the Nouns.

- a) apple  run  blue   
b) dog  jump  happy   
c) school  eat  tall

2. Write 2 Nouns for each.

Person: \_\_\_\_\_, \_\_\_\_\_  
Place: \_\_\_\_\_, \_\_\_\_\_  
Animal: \_\_\_\_\_, \_\_\_\_\_  
Thing: \_\_\_\_\_, \_\_\_\_\_

3. Underline the Noun in each sentence.

- a) The cat is sleeping.  
b) Riya has a doll.  
c) The sun is bright.  
d) My mother cooks food.

4. Fill in the blanks with the correct Noun.

teacher park dog book

- a) I read a \_\_\_\_\_ .  
b) The \_\_\_\_\_ is barking.  
c) We go to the \_\_\_\_\_ .  
d) My \_\_\_\_\_ teaches me.

5. Write 5 Nouns you can see around you.

1. \_\_\_\_\_  
2. \_\_\_\_\_  
3. \_\_\_\_\_  
4. \_\_\_\_\_  
5. \_\_\_\_\_


6. Draw any one Noun and write its name.



Name: \_\_\_\_\_



Great Job!





Put the nouns into the correct box.

tiger teacher shop book doctor  
pen beach elephant school dog  
boy bag computer park dad  
cat



Person

---

---

---

---

Animal



---

---

---

---

Place



---

---

---

---

Thing



---

---

---

---

# Read and Answer

READ THE PARAGRAPH & COLOR THE CORRECT ANSWER

My dog is small and brown. It loves to play in the yard. I throw the ball, and it runs fast to catch it. At night, the dog sleeps on a soft mat.



1. My dog is \_\_\_\_\_.

small       tall       big

2. The dog loves to \_\_\_\_\_ in the yard.

sleep       play       eat

3. Where does the dog sleep? on the \_\_\_\_\_.

house       mat       car

4. What color is the dog?

Green       Brown       Blue

5. The dog runs \_\_\_\_\_ to catch the ball.

slowly       fast       quietly

# My Pet

Read and answer the questions.

I have a pet cat. We call her Kitty. She has white fur. Her eyes are green. She likes to drink milk. Kitty likes to play with ball. I love her very much.



Q.1. What is the name of my cat?

Ans.1 \_\_\_\_\_

Q.2. What is the colour of her eyes?

Ans.2. \_\_\_\_\_

Q.3. What does Kitty like to drink?

Ans.3. \_\_\_\_\_

Q.4. She likes to play with\_\_\_\_\_.

# Riding My Bike




























On Saturday, I took my ..... out to the park. The weather was ..... and the ..... was blue. I rode my bike on the ..... with my friends. We stopped near the ..... to drink some water. My father told me to always wear a ..... for safety. After playing, we ate ..... together. Riding my bike makes me very .....

## Choices:

road	tree	happy	sandwiches
bike	helmet	sunny	sky

## GOING TO THE MARKET

Today, I go to a market with my  \_\_\_\_\_. We buy   
\_\_\_\_\_ and  \_\_\_\_\_. First, we go to the   
\_\_\_\_\_ stall. We buy  \_\_\_\_\_,  \_\_\_\_\_,  
 \_\_\_\_\_,  \_\_\_\_\_, and   
\_\_\_\_\_. After that, we go to  \_\_\_\_\_ stall. Mom  
buys  \_\_\_\_\_,  \_\_\_\_\_,  \_\_\_\_\_,  
 \_\_\_\_\_, and  \_\_\_\_\_. Next, we buy  
many kinds of snacks such as  \_\_\_\_\_,   
\_\_\_\_\_,  \_\_\_\_\_,  \_\_\_\_\_, and   
\_\_\_\_\_. We also buy  \_\_\_\_\_,   
 \_\_\_\_\_,  \_\_\_\_\_, and   
before we go home.

# FUN ENGLISH SUMMER ADVENTURES!



## 1. Vocabulary Picnic

Go on a "Word Hunt" during a family meal or picnic.

Task: Identify and write down the names of at least 10 different food items or objects you see.

Goal: Build your vocabulary by labeling everyday things in English.



## 2. Storybook Star

Read one short storybook of your choice.

Task: Draw your favorite character and write three simple sentences describing them.

Goal: Improve reading comprehension and creative writing skills.



## 3. Alphabet Scavenger Hunt

Find one object in your house for every letter from A to J.

Task: Make a list of these objects (e.g., A for Apple, B for Bed).

Goal: Practice letter-sound association and spelling in a fun way.



## 4. Summer Diary

Keep a mini-diary for one week.

Task: Every day, write one sentence about the most fun thing you did.

Goal: Develop a habit of daily writing and expressing thoughts.

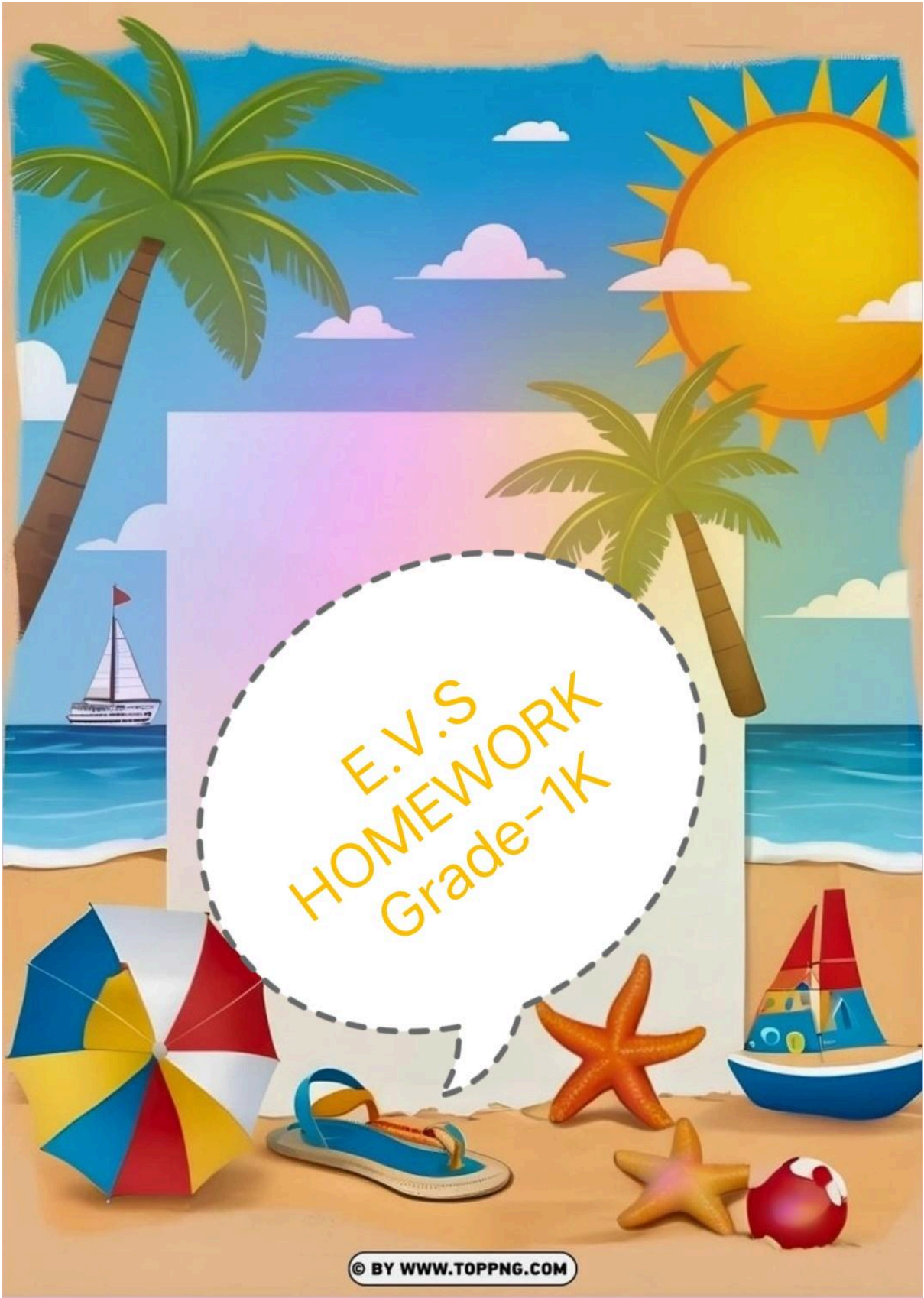


## 5. Poetry Corner

Learn and recite a simple four-line English poem about summer or nature.

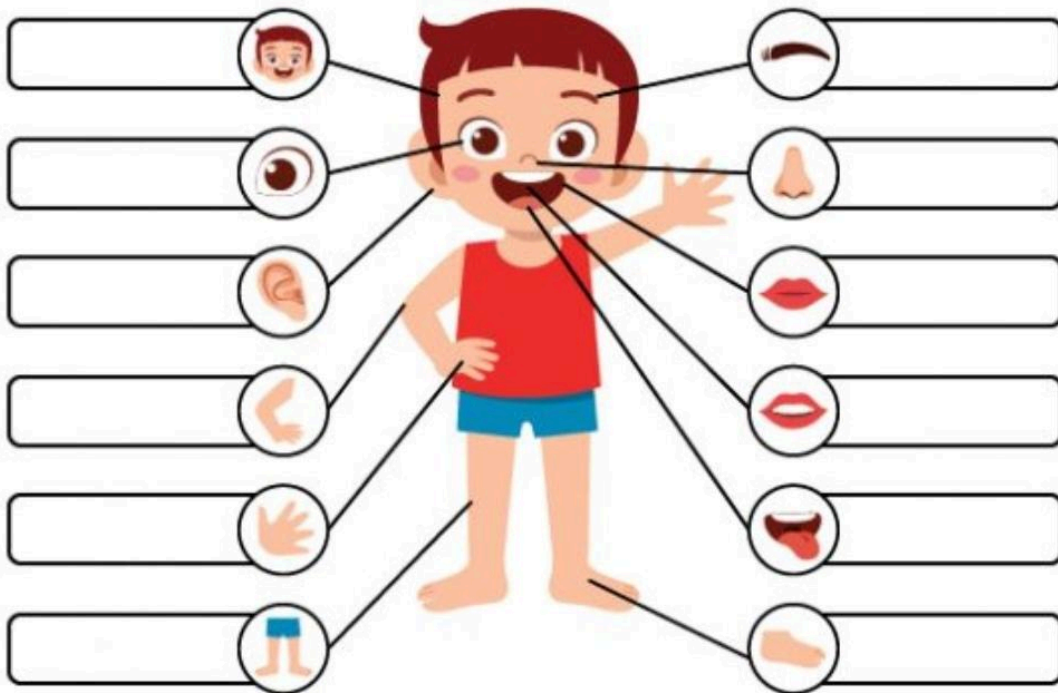
Task: Record a short video of yourself reciting it or perform it for your family.

Goal: Enhance speaking skills, pronunciation, and confidence.



E.V.S  
HOMEWORK  
Grade-1K

Look at the picture and write the correct word in the blank.



- |        |           |        |          |
|--------|-----------|--------|----------|
| • Head | • Eyebrow | • Arm  | • Mouth  |
| • Eye  | • Nose    | • Hand | • Tongue |
| • Ear  | • Lip     | • Leg  | • Foot   |

# BODY PART

Connect the name with the correct body parts.



Face  
Eye  
Tounge  
Ear  
Hair  
Shoulder  
Nose  
Mouth  
Finger  
Neck  
Hand  
Arm  
Knee  
Leg  
Foot  
Toe



Tick (✓) the correct picture.

I hear with my  or 

I smell with my  or 

I taste with my  or 

I feel with my  or 



1. My hands help me to



Sing



Sleep



Write



2. My eyes help me to



Swim



Dance



Reading



3. My feet help me to



Skate



Paint



Kick



**Directions:** Read the sentences below. Fill in the blanks with body words. Some words may be used in more than one sentence. Some words will not be used.

**nose   mouth   eyes   ears   hands**  
**legs   feet   chin   knee   toes**

I smelled the sweet scent with my \_\_\_\_\_.

He put the berry in his \_\_\_\_\_ to taste it.

My \_\_\_\_\_ were tired after running all day.

Mom dipped her \_\_\_\_\_ into the cool water.

The class clapped their \_\_\_\_\_ at the end.

Bob had cake frosting on his \_\_\_\_\_.

I opened my \_\_\_\_\_ to see the movie.

# All About Me

Complete with your own information.

<p>All About <b>ME</b></p>	<p>My <b>NAME</b>: _____</p>	
<p>I am from: _____</p>	<p>My favorite <b>PET</b>: _____</p>	<p>My favorite <b>HOBBY</b>:  _____ _____ _____ </p>
<p>I live in: _____ </p>	<p>My favorite <b>MOVIE</b>:  _____</p> <p>I live with <b>MY</b>: _____</p> <p>My favorite <b>COLOR</b>: </p>	
<p>My favorite <b>MUSIC</b>:  _____</p>	<p>My favorite <b>BIRTHDAY</b>:  _____</p>	
<p>My favorite <b>FOOD</b>:  _____</p>		<p>My favorite <b>SUBJECT</b>:  _____</p>



# All About Me Puzzle



My name is ...

my favorite color is...

My favorite animal

I live with...

I have been at this  
school for...

For my breakfast  
I ate...

I travelled to  
school by...

My best friend is...

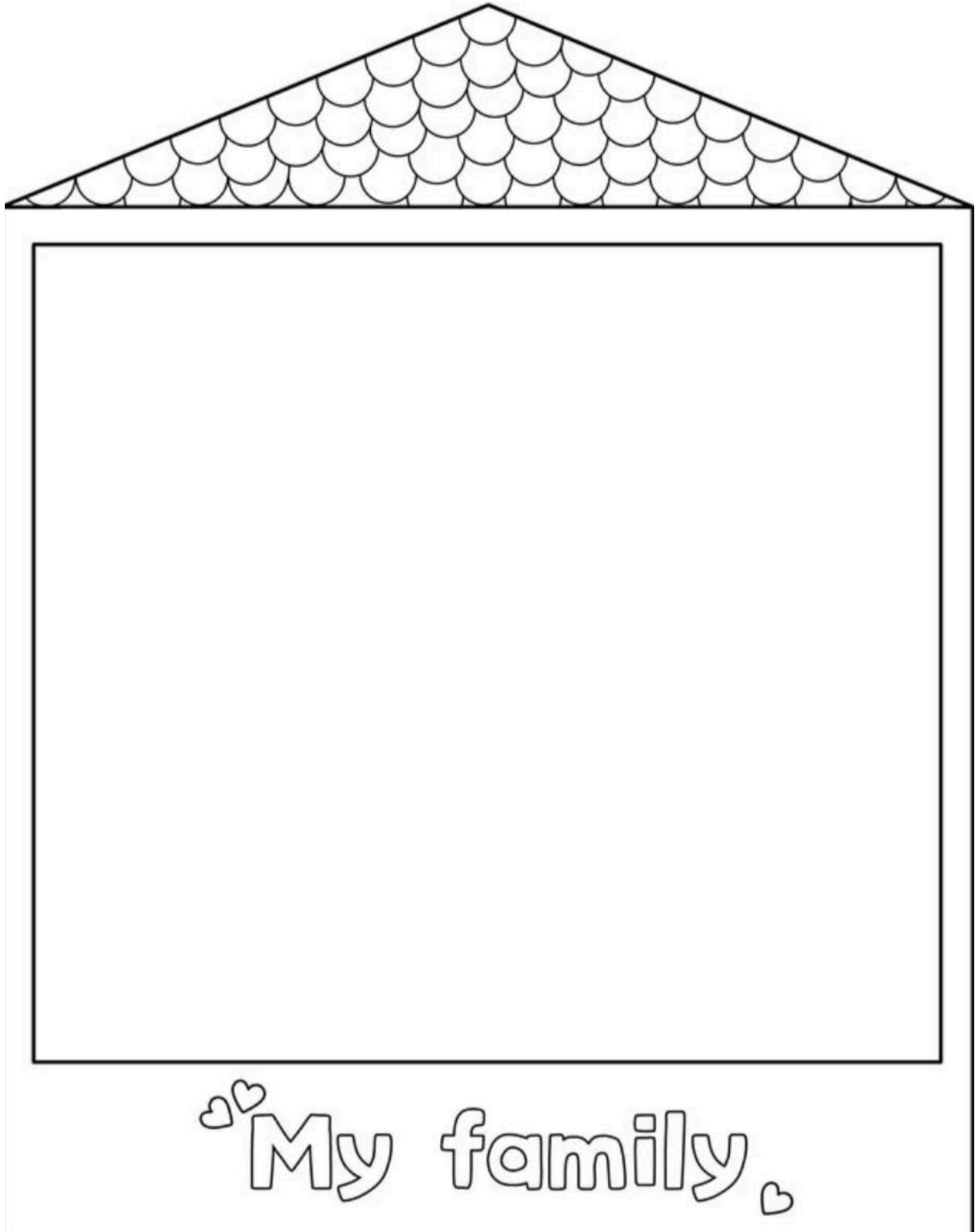
I like to play...

I have lived here for...

I am good at...

My favorite food is...

Draw a picture of your family.



My family

# FAMILY



A D D  
□ □ □

M A A  
R D G N



□ □ □ □ □ □ □

U M M  
□ □ □



P N A  
A G R D

□ □ □ □ □ □ □



C U  
L E N  
□ □ □ □ □

T A  
N U  
□ □ □ □



S E I  
T R S

□ □ □ □ □ □



E H R  
B T O R  
□ □ □ □ □ □ □



O I C  
S N U  
□ □ □ □ □ □ □

# All About My Family

Fill out this worksheet to share more about your family!

**Family members in the home:**

---

---

---

---


---

---

---

**This is what we like to do for fun:**

Draw a picture!



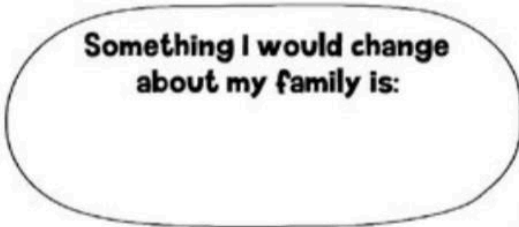
**My family is different because:**



**What I love about my family is:**






**Something I would change about my family is:**



**My favorite family memory is:**



Match the pictures to the correct phrases.



sweep the floor

walk the dog

clear the table

watet the plant

make the bed

hang up the washing


fold the clothes

set the table

feed the dog

# HOUSEWORK

Draw and write.



Housework

I like doing:

.....

.....

.....

.....

.....

.....

Housework  
I don't like doing:

.....


.....

.....

.....

.....

.....



Our Festival





# GURU HAR RAI SCHOOL

## FUN EVS SUMMER

### ACTIVITIES LISTS

#### 1. Little Green Thumb



**पौधे उगाओ, पानी दो!**

Grow a small plant (e.g., from mustard seeds) in a recycled container. Draw its growth weekly in your scrapbook.

#### 2. Water Saver Champion



Take a "Save Water" pledge! Use a bucket for a bath instead of a shower. Turn off the tap when brushing. Keep a checklist.

#### 3. Community Helpers Walk




Walk around your neighborhood. Observe five people who help us (like a doctor, postman, gardener). Draw them!

#### 4. Bird Watcher Cafe



Put a water bowl and grains for birds on your balcony or terrace. Count how many different birds visit. Give them Hindi names!

#### 5. Nature Explorer



Collect and paste five different kinds of leaves and twigs in your scrapbook. Note their shapes and colors.



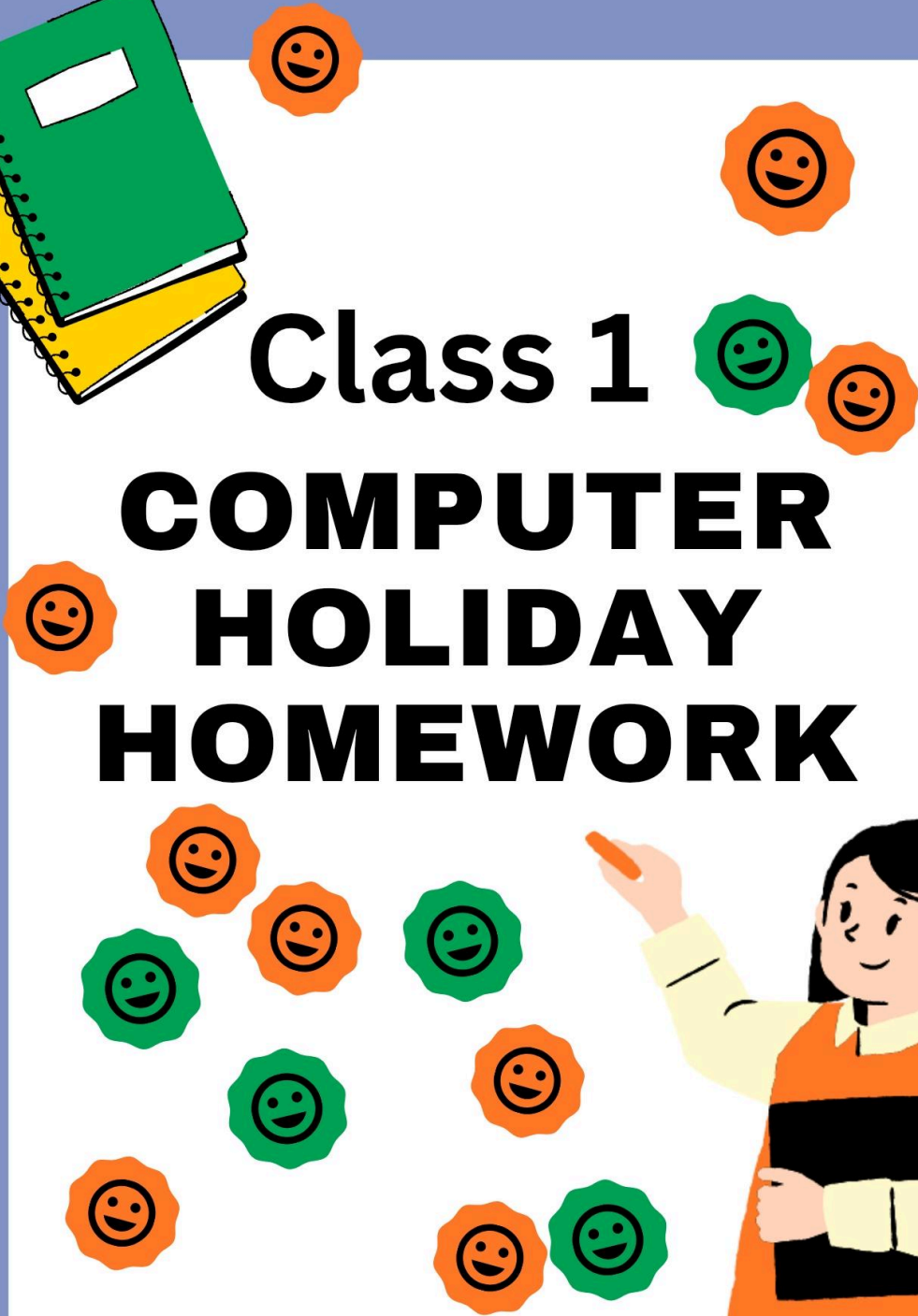
**Make Summer Learning Fun!**

**Grade-1K**



Class 1

**COMPUTER  
HOLIDAY  
HOMEWORK**



# Write the parts of the computer using help box

keyboard

cpu

laptop

mouse

speaker

scanner

printer

monitor

pendrive





# PARTS OF COMPUTER

Cut out the words and paste them in the correct box to label the parts of the computer.



Monitor.

CPU.

Keyboard.

Mouse.

Printout.

Screen.

# NOTICE

Dear Parents,



Summer Holiday Homework has been provided to all students. Parents may complete the homework according to their convenience by either taking **printouts of the given pages** or by purchasing a **₹20 notebook** and helping their child complete the work neatly in it.



Kindly ensure that the completed holiday homework is submitted on **7<sup>th</sup> July 2026.**

Thank you for your continuous cooperation and support. 