



# SUMMER HOLIDAY HOMEWORK



**L.K.G - K**



## Dear Parents,

Finally, the much awaited Summer Holidays are here. It is a good opportunity to spend quality time with your children. Let's make these holidays fruitful by involving the tiny tots in some fun filled activities.

### Learning Time:

Learn to wish Good Morning, Good Afternoon and Good night.




\* Learn 5 sentences on Myself.

\* Learn Mother's and Father's Mobile number.



Play Outdoor Games: Ensure that children should not spend too much time on electronic gadgets as they harm the eyes and make us lethargic. So encourage your child to go for cycling, hide and seek & running etc. as these will make them active & social.



\*Converse in English: To develop the conversation skills of children in English ensure to converse small sentences in English only. Read out story books with big illustrations and after finishing the story discuss it with your child. **\*Emphasize more on phonic sounds and encourage Word Building words and Picture Talk.**

Teachers are trying to encourage the children to use simple words, phrases and sentences like:

- May I come in Ma'am?
- May I drink water?
- May I go to the toilet?
- I am feeling thirsty.
- I am feeling hungry.
- Please give me a pencil.
- Please give me an eraser etc.

**Use of Magic words like Excuse me, Sorry, Thank you, Please, May I.**



\*Children can be encouraged to use simple words and sentences at home also:


- Mom, I am hungry please give me something to eat.
- Please give me a glass of water.
- Please open the door.
- Please trim my nails.
- Can I watch T.V.?
- I am feeling sleepy.
- Please change my dress.
- Please give me a toy.

### \*Walk Together:


 Plan a trip or one-day trip.

- draw and paste the picture of all object with vowel sound 'a' that you saw during the journey.

 Paste the photographs of the places you visited.

 Paste the photographs of the different things you saw there.  
(\*Help your child to make it beautiful.)

Let your child watch 'Stuart Little',  
*Home Alone* movie, *The Jungle Book*,  
*Nemo* in this vacation.



, *Baby's Day Out*,



\* Buy any Moral Story Book for children (English) and ensure to narrate one story daily to your child.



Good habits and good manners are lifelong assets and manners must be practiced until they become habit.

4 / 15





*Q.1 write the lowercase alphabets of given letters.*

A · B · C · D ·

E · F · G · H ·

I · J · K · L ·

M · N · O · P ·

Q · R · S · T ·

U · V · W · X ·

Y · Z ·

Read and write the following capital letters.

A

B

C

D

E

F

G

H

I

J

K

L

M

N

O

P

Q

R

S

T

U

V

W

X

Y

Z

## Trace and Write the Alphabets

a b c d e f g

h i j k l m n

o p q r s t u

v w x y z

a

What comes after

C

G

L

A

T

X

E

P

J

Y

N

R





H

V





# Match the Letters

Draw a line to match the letters.

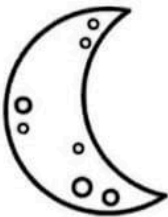


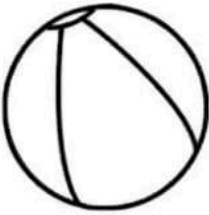
## UPPERCASE LETTERS



## lowercase letters



# Beginning Sounds



© My Teaching Pal

b

s

m

f

k







d

r

a

h

c

Say it	Unscramble it	Write it
	a c t	_____ - - - - - _____
	p n a	_____ - - - - - _____
	a m p	_____ - - - - - _____
	b g a	_____ - - - - - _____
	t a h	_____ - - - - - _____
	p t a	_____ - - - - - _____

# BEGINNING SOUND

Color the correct beginning sound of each picture.



B U E



I K L




U J S



S E N



U W J



B R E



K I Q



J W V



R W U



U E W



O T I



K S L



P E F



P R E



I C W



R K E



D P R



W X Y



S I C



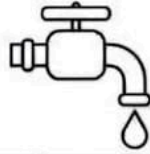
W Y X

# Ending Sounds

Write the ending sound for each word.




r a



t a



h a



c o



b a



j a



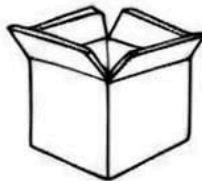
j u



t a



m a



b o



w i



b i

# Building Words

Match then write each word clearly on the lines.

c  
h  
b  
m  
f  
r

at

cat



\_\_\_\_\_

\_\_\_\_\_

\_\_\_\_\_



\_\_\_\_\_

\_\_\_\_\_


\_\_\_\_\_



\_\_\_\_\_

\_\_\_\_\_


\_\_\_\_\_



\_\_\_\_\_

\_\_\_\_\_

\_\_\_\_\_

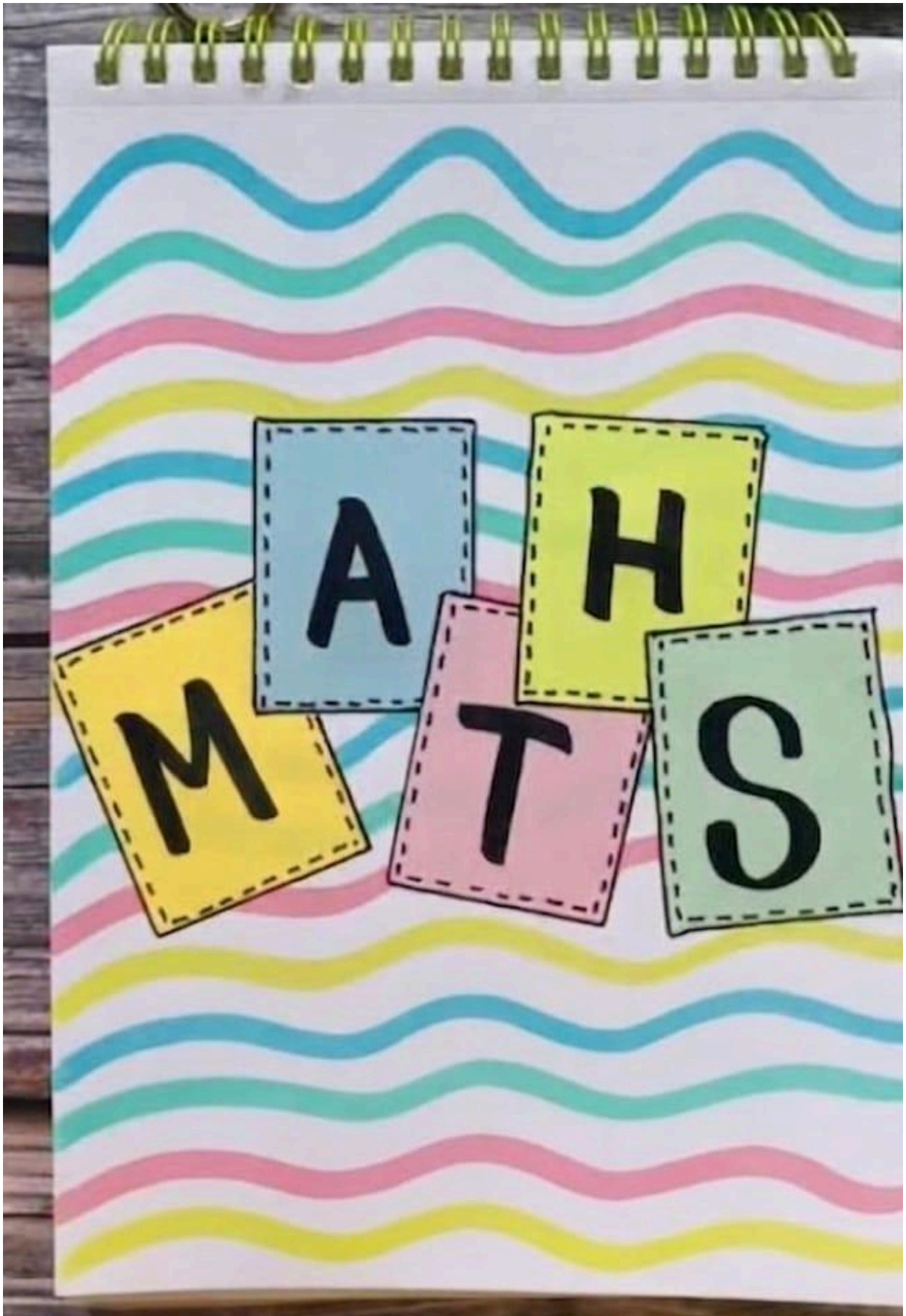


\_\_\_\_\_

\_\_\_\_\_

\_\_\_\_\_







Circle the smaller number



13 11 15

19 17 16

17 20 18

14 12 15

19 17 15

18 19 20

18 14 16

14 13 17

13 15 19

19 21 20

# AFTER, BEFORE & BETWEEN

Fill the numbers after, before and between

AFTER

BEFORE

BETWEEN

11

13

16

18

13

15

15

17

17

14

18

20

15

12

14

16

12

18

17

19

19

17

12

14

18

16

11

13

16

19

16

18

14

20

13

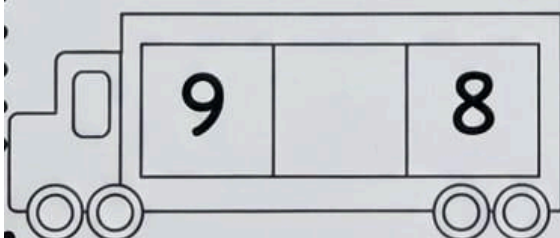
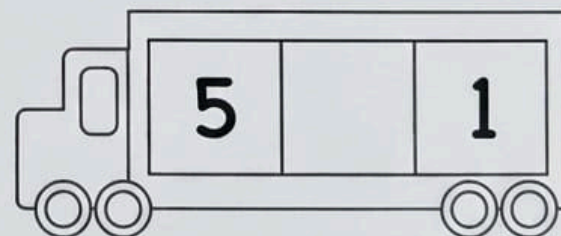
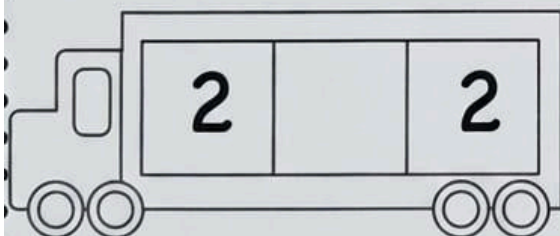
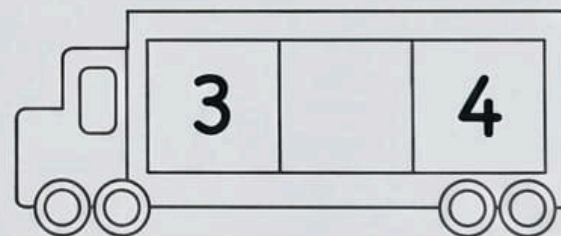

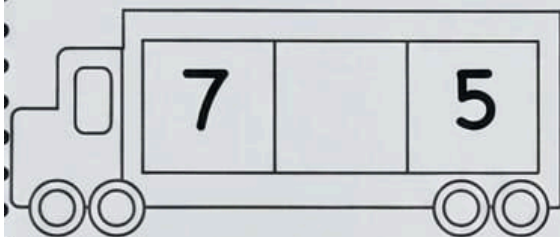


15

# GREATER & SMALLER NUMBER

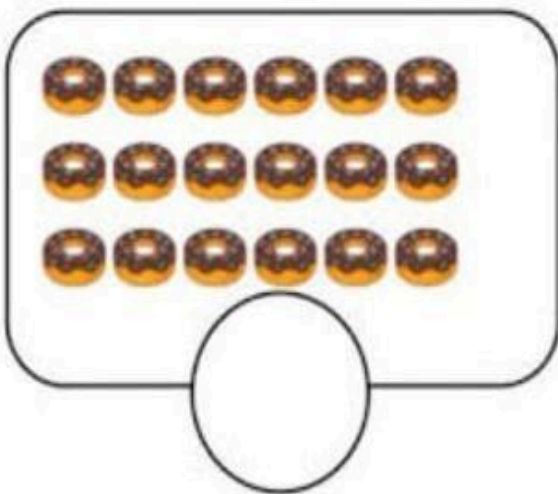

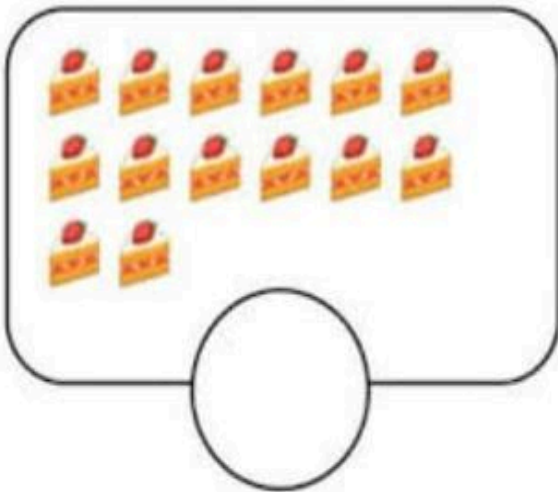
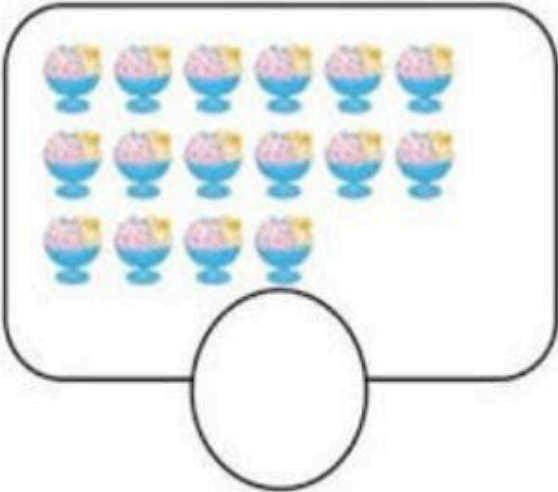

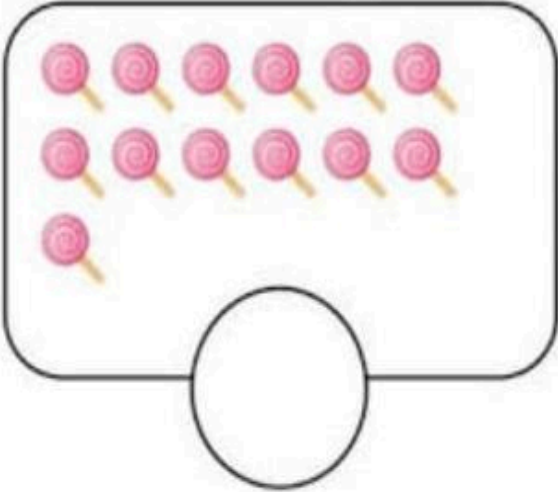


## Comparing Numbers

$>$  ,  $<$  or  $=$



How many? Count and write the number.



# Practice Counting Numbers to 30



Write the missing numbers.

1	2	3		5
6		8	9	
11	12			
16	17		19	
21		23		25
	27			30



क स र ल प इ ल अ म  
ख र ल प इ ल अ म

# हिन्दी



अ से अः तक वर्णमाला लिखें

■ ■ ■ ■ ■

■ ■ ■ ■

■ ■ ■

■

ॠ

ए

ऐ

ॡ

.

ॢ

ॣ



।

॥




०

ॠ







ॡ

ॢ





ॣ



# रिक्त स्थान में स्वर को पूरा कीजिए



सही अक्षर पर गोला लगाओ (अ - अः)

	औ	ऋ	ओ
	ओ	अं	औ
	ए	अ	ऐ
	अं	अः	अ
	औ	ऐ	ओ
	ऐ	ओ	ए
	अः	अ	अं

सही अक्षर पर गोला लगाओ (अ - अः)



औ ऐ ए



अं ऊ ऋ



उ ओ अः



अ आ ओ



औ अः इ



अं ए इ



उ अ ओ



आ ए ऋ



इ ऊ उ

सही चित्र से मिलान करें

ऐ



ओ



इफ



अं



औ



**पहला व्यंजन वर्ण देखकर  
अलग व्यंजन वर्ण पर गोला बनाइए**

**क**

ख क ग क क

**ख**

ख ख घ ख च

**ग**

क घ ग ग क

**घ**

घ क घ ज घ

**च**

ट च ठ च च

**छ**

छ छ झ छ झ





# वर्णमाला पुरी करो

क		ग		ङ
च			झ	

# HAPPY FATHER'S DAY

Colour the picture & Decorate it.



12 / 12

[Father's Day Activity](#)

Kindly go through above link and give surprise to your father.

