



Guru Har Rai School

Class: P.G. -K



Holiday HOMEWORK

NAME _____

CLASS- _____

Summer Holiday Homework

English: W.S No 11
Special Learning System : W.S No- 14, 15,16, 20, 2, 38, 39, 41, 42
Verbal: All verbal as per assessment -1

A NOTE TO THE PARENTS :-

Sweet as a berry, Summer is merry
Cool fruits and lemonade
A memory that will never fade
Vacations are always FUN
Remember not to go out in the sun!
So let's get together and enjoy This season
, Playing and learning without any reason.

Please help your child to -

- * Help them in inculcating good manners – Remember the three magical words –
* THANKYOU * SORRY * PLEASE
- * Give your children a lot of practice for fine motor development activities by doing lot of colouring and scribbling.
- * Make your child more independent by teaching him/her various activities like-
 - * Buttoning and unbuttoning the shirt.
 - * Laying the table.
 - * Folding mats and clothes.
 - * Arranging their toy shelf.
 - * Learn how to wear shoes and socks.
 - * Learn how to zip their school bag and uniform (Shorts).
 - * Sorting and pairing house hold items.
 - * Segregating various sizes of buttons for sequential knowledge.


Regards

(PRINCIPAL)

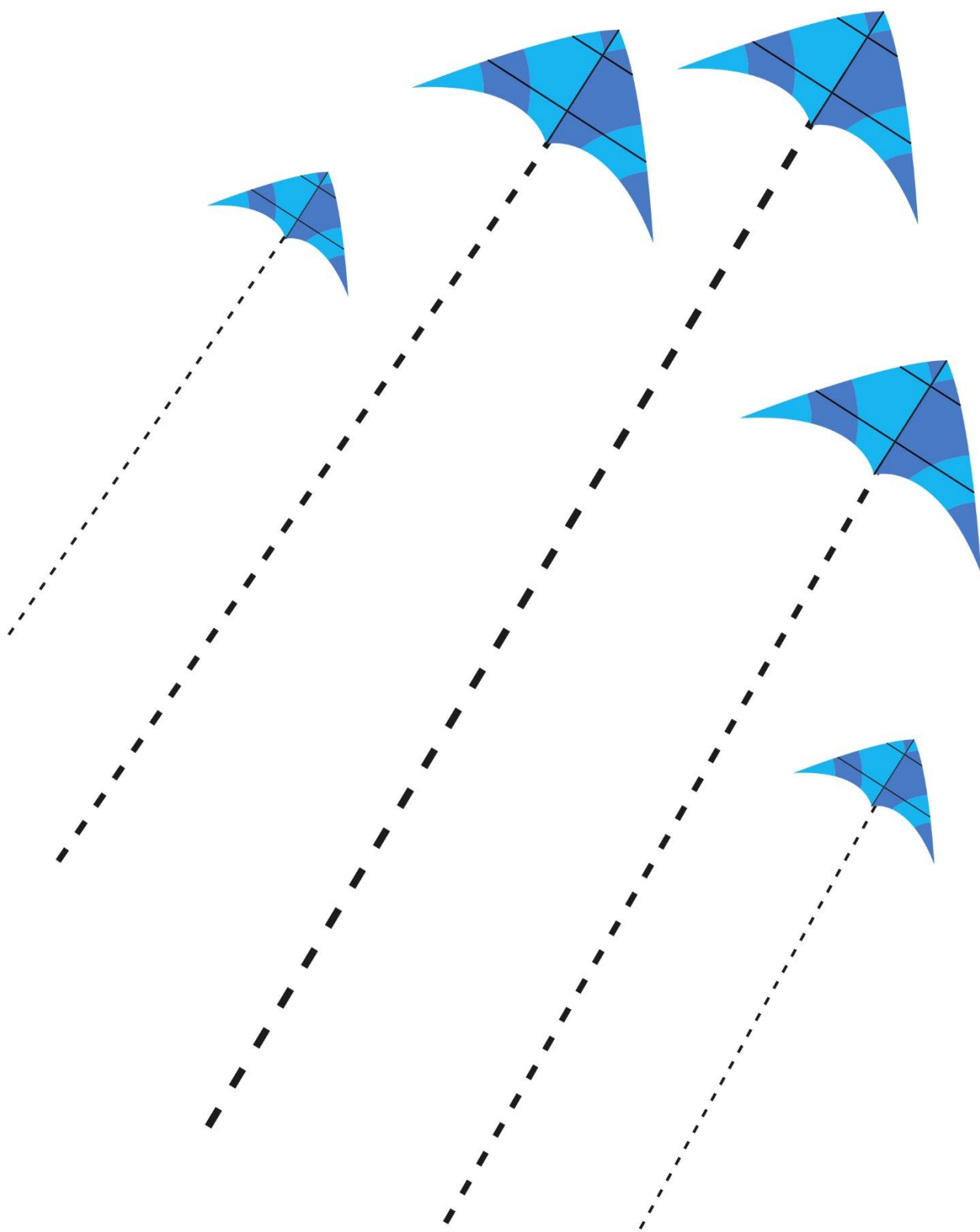
Note: kindly prepare your Assesement -1 syllabus for Test in July



Trace the Standing line

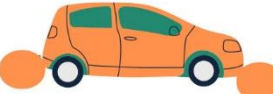
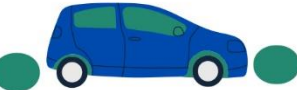
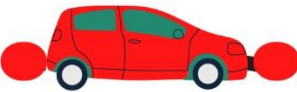


Trace Slanting Lines





Tracing Lines

Trace the circle.





Sleeping Line




Left Slanting Line :-


Right



Clown





Ice-cream




Umbrella




Curved Lines



Find all the number 1 and color it.



Find the number two and color them.





Count and write
the number






Tall and Short



Circle the **Tallest** picture.







BIG & SMALL



Color Big object with red and Small with blue.







Colour the circles
according to the
given numbers:




4



3




2




5



6



1





Same or Different



Circle the Odd One






COLOUR THE PICTURE



according to the colour code.



1 = Red



2 = Yellow



3 = Blue







4 = Brown



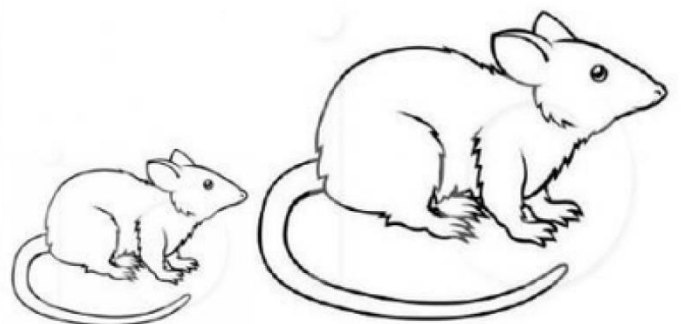



5 = Black





Colour the Big Picture



Colour the Small Picture





EAR BUD PRINTING




My body

How many of the following do we have?



Tearing & Pasting



**FATHER'S DAY BADGE
COLOUR THE PICTURE**

WORLD'S BEST DAD

