



**GURU HAR RAI SCHOOL**

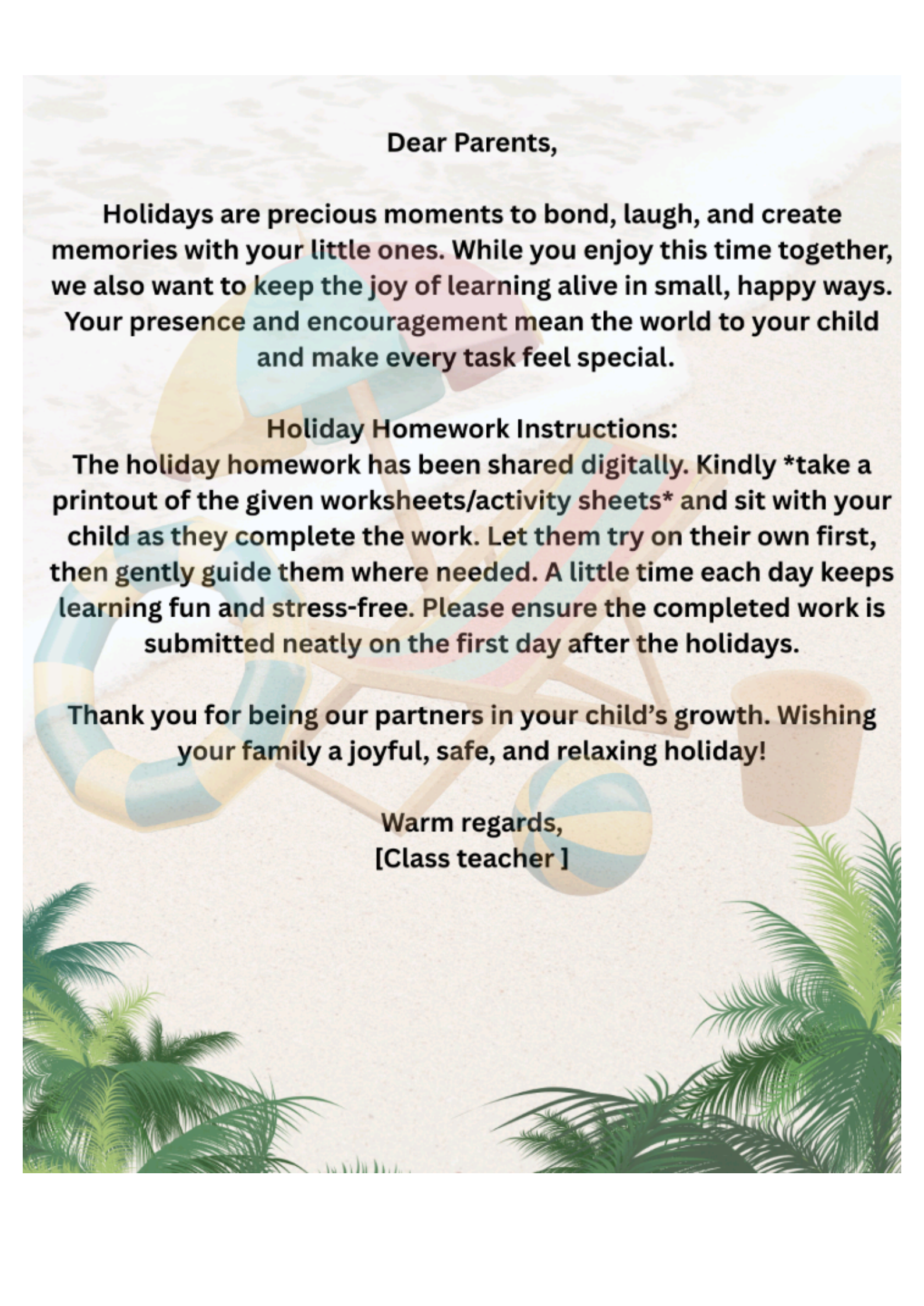
**SESSION- 2026-27**

**CLASS- UKG**

**SUMMER**

**HOLIDAY**

**HOMEWORK**



**Dear Parents,**

**Holidays are precious moments to bond, laugh, and create memories with your little ones. While you enjoy this time together, we also want to keep the joy of learning alive in small, happy ways. Your presence and encouragement mean the world to your child and make every task feel special.**

**Holiday Homework Instructions:**

**The holiday homework has been shared digitally. Kindly \*take a printout of the given worksheets/activity sheets\* and sit with your child as they complete the work. Let them try on their own first, then gently guide them where needed. A little time each day keeps learning fun and stress-free. Please ensure the completed work is submitted neatly on the first day after the holidays.**

**Thank you for being our partners in your child's growth. Wishing your family a joyful, safe, and relaxing holiday!**

**Warm regards,  
[Class teacher ]**



**ENGLISH**

---

**HOLIDAY HOMEWORK**

# Cursive Alphabet

Trace the dotted letters and write them in the empty boxes below.

a b c d e f g h i

a b c d e f g h i

j k l m n o p q r

j k l m n o p q r

s t u v w x y z

s t u v w x y z














# Articles


**a, e, i, o, u** sounds,  
use 'an' before them.


Write "a" or "an" in the beginning of the words.


\_\_\_ apple 

\_\_\_ kite 


\_\_\_ pen 


\_\_\_ car 


\_\_\_ orange 


\_\_\_ elephant 


\_\_\_ chair 


\_\_\_ shirt 


\_\_\_ desk 


\_\_\_ rabbit 


\_\_\_ umbrella 

\_\_\_ egg 

\_\_\_ giraffe 

\_\_\_ eraser 


\_\_\_ teacher 

\_\_\_ tree 

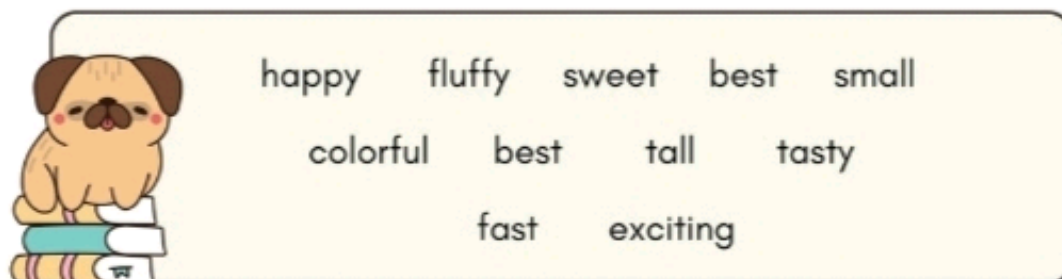
# Articles: a and an

Complete the sentences with the best article.

1. It is \_\_\_\_ owl.
2. It is \_\_\_\_ jar.
3. It is \_\_\_\_ dog.
4. It is \_\_\_\_ ant.
5. It is \_\_\_\_ cat.
6. It is \_\_\_\_ egg.
7. It is \_\_\_\_ bike.
8. It is \_\_\_\_ car.
9. It is \_\_\_\_ horse.
10. It is \_\_\_\_ elephant.



FILL IN THE BLANKS IN EACH SENTENCE WITH A ADJECTIVE FROM THE WORD BANK BELOW OR COME UP WITH YOUR OWN!



1. The \_\_\_\_\_ puppy wagged its tail happily.
2. She wore a \_\_\_\_\_ dress to the party.
3. The \_\_\_\_\_ sky was filled with beautiful clouds.
4. My ice cream is \_\_\_\_\_ and delicious.
5. He is the \_\_\_\_\_ player on our team.
6. The book was so \_\_\_\_\_ that I couldn't put it down.
7. We saw a \_\_\_\_\_ bird flying in the tree.
8. The \_\_\_\_\_ cake was a big hit at the celebration.
9. The \_\_\_\_\_ car drove down the street very fast.
10. The \_\_\_\_\_ flowers bloomed in the garden.



# OPPOSITE WORDS

Write the opposite of each word below:

on	=	_____	new	=	_____
up	=	_____	pretty	=	_____
left	=	_____	dead	=	_____
top	=	_____	sink	=	_____
under	=	_____	open	=	_____
tall	=	_____	slow	=	_____
big	=	_____	heavy	=	_____
skinny	=	_____	dark	=	_____
hairy	=	_____	old	=	_____
round	=	_____	hard	=	_____
asleep	=	_____	lost	=	_____
empty	=	_____	buy	=	_____
hungry	=	_____	true	=	_____
happy	=	_____	agree	=	_____
night	=	_____	first	=	_____



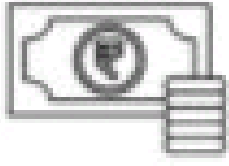
**HINDI**

---

**HOLIDAY HOMEWORK**

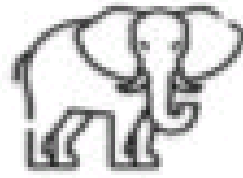


वृणो को जोड़कर लिखिए



ध + न

\_\_\_\_\_




ग + ज

\_\_\_\_\_



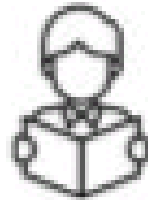
द + स

\_\_\_\_\_




ह + म

\_\_\_\_\_



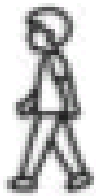
प + ढ

\_\_\_\_\_



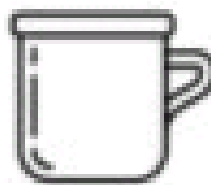
ज + ल

\_\_\_\_\_



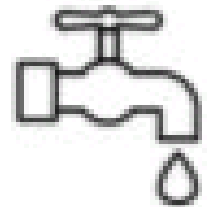
च + ल

\_\_\_\_\_



म + ग

\_\_\_\_\_



न + ल

\_\_\_\_\_

वृणो को जोड़कर लिखिए



क + म + ल =



ब + त + ख =



भ + ग + त =



म + ग + र =



क + ल + म =



श + ह + द =



प + तं + ग =



ब + ट + न =




म + ट + र =

वृणो को जोड़कर लिखिए




अ + द + र + क =



ख + ट + म + ल =



श + ल + ग + म =



थ + र + म + स =




त + र + क + स =



उ + प + व + न =



ह + ल + ध + र =



ब + र + त + न =



ब + र + ग + द =



अ + ज + ग + र =

आ(ा) की मात्रा के शब्द (दो अक्षर वाले शब्द)

अक्षर और मात्रा को जोड़ कर शब्द बनाएं 

र + ा + ज + ा =

ह + ा + थ =

म + ा + ल + ा =

न + ा + क =

ख + ा + न + ा =

अ + ा + म =

क + ा + ल + ा =

र + ा + त =

छ + ा + त + ा =

क + ा + न =

आ (i) की मात्रा वाले शब्द



अ + ा + म

=



न + ा + क

=

4

च + ा + र

=



क + ा + र

=



घ + ा + स

=



ज + ा + ल

=



ग + म + ल + ा

=



छ + ा + त + ा

=

आ (I) की मात्रा वाले शब्द - चित्र देख कर लिखें

4



---

---

---

---

---

---

---

---

---



---

---

---

---

---

---

---

---

---



---

---

---

---


---

---

---

---

---



---

---

---

---

---

---

---

---

---



# **MATHS**

---

## **HOLIDAY HOMEWORK**

Write 1 to 50.

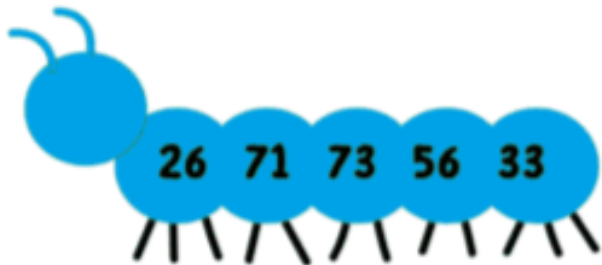
1

2

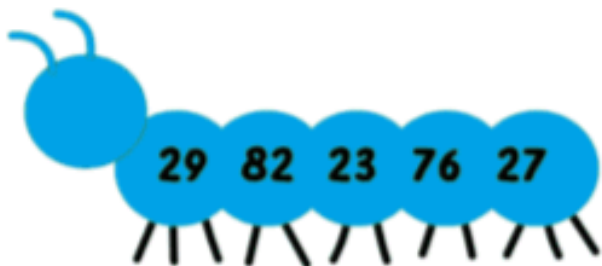
50

# Ascending order:

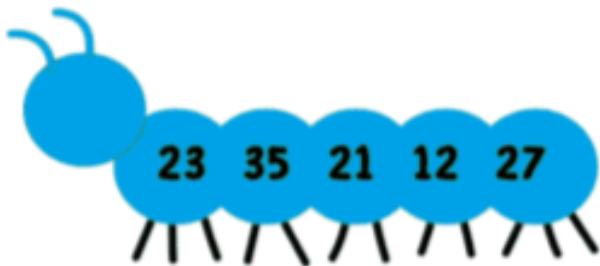
Write the numbers from least to greatest.



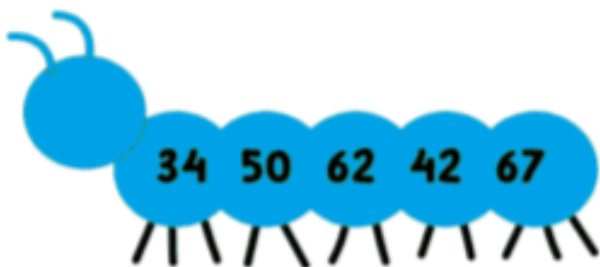
--	--	--	--	--



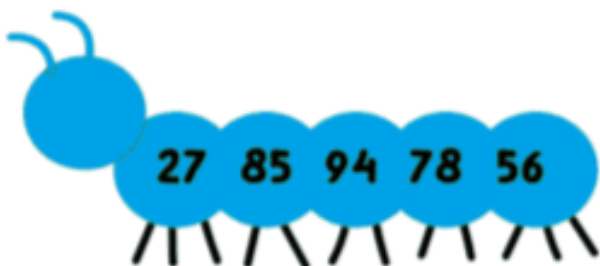
--	--	--	--	--



--	--	--	--	--



--	--	--	--	--



--	--	--	--	--


# Descending Order

Name: \_\_\_\_\_


Write the numbers in order from  
greatest to least.




--	--	--	--	--



--	--	--	--	--



--	--	--	--	--




--	--	--	--	--



--	--	--	--	--


Backward counting from 30 to 1.



Count the number of objects in each picture.




How many? \_\_\_\_\_




How many? \_\_\_\_\_



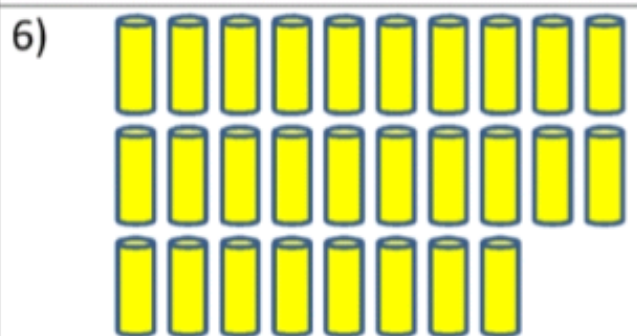
How many? \_\_\_\_\_



How many? \_\_\_\_\_



How many? \_\_\_\_\_



How many? \_\_\_\_\_

## Number Names (1-20)

---

Trace and write the number names.

1	One	11	Eleven
2	Two	12	Twelve
3	Three	13	Thirteen
4	Four	14	Fourteen
5	Five	15	Fifteen
6	Six	16	Sixteen
7	Seven	17	Seventeen
8	Eight	18	Eighteen
9	Nine	19	Nineteen
10	Ten	20	Twenty

Write the following numbers as words. (1 To 20)

1 \_\_\_\_\_

6 \_\_\_\_\_

2 \_\_\_\_\_

7 \_\_\_\_\_

3 \_\_\_\_\_

8 \_\_\_\_\_

4 \_\_\_\_\_

9 \_\_\_\_\_

5 \_\_\_\_\_

10 \_\_\_\_\_



Read and circle the correct numbers.

Fifteen    13    14    15    16

Nineteen    11    17    20    19

Twenty    12    14    18    20

Twelve    12    15    18    20

Sixteen    13    15    16    17

Seventeen    16    17    18    19

Eleven    10    11    18    16

Thirteen    13    14    16    11

Eighteen    13    18    11    20

Fourteen    14    15    16    17

Circle the correct words to name the numbers. Then practice writing them

11    ten    twelve    eleven

13    three    thirteen    thirty

12    twelve    twenty    two

15    five    fifteen    fifty

14    fourteen    four    forty

\_\_\_\_\_

\_\_\_\_\_

\_\_\_\_\_

\_\_\_\_\_

\_\_\_\_\_



Draw a line to match shapes and the words.



Star



Square



Heart




Circle



Triangle



Rectangle



Oval

# Trace Shape Names



circle



square



rectangle



triangle



heart



star

Compare each set of numbers. Write the correct symbol in the box ( <, > or = )

Greater than >, Less than <, Equal to =

$5 \square 3$

$7 \square 16$

$8 \square 12$

$6 \square 6$

$17 \square 8$

$9 \square 12$

$13 \square 13$

$20 \square 15$

$3 \square 2$

$10 \square 20$

Q. Write number: (before, between, after)

Before

\_\_\_ 8

\_\_\_ 17


\_\_\_ 12

\_\_\_ 1

\_\_\_ 20

\_\_\_ 44

\_\_\_ 65



Between

1 \_\_\_ 3

20 \_\_\_ 22

8 \_\_\_ 10

14 \_\_\_ 16

31 \_\_\_ 33

19 \_\_\_ 21

11 \_\_\_ 13



After

6 \_\_\_

13 \_\_\_

29 \_\_\_

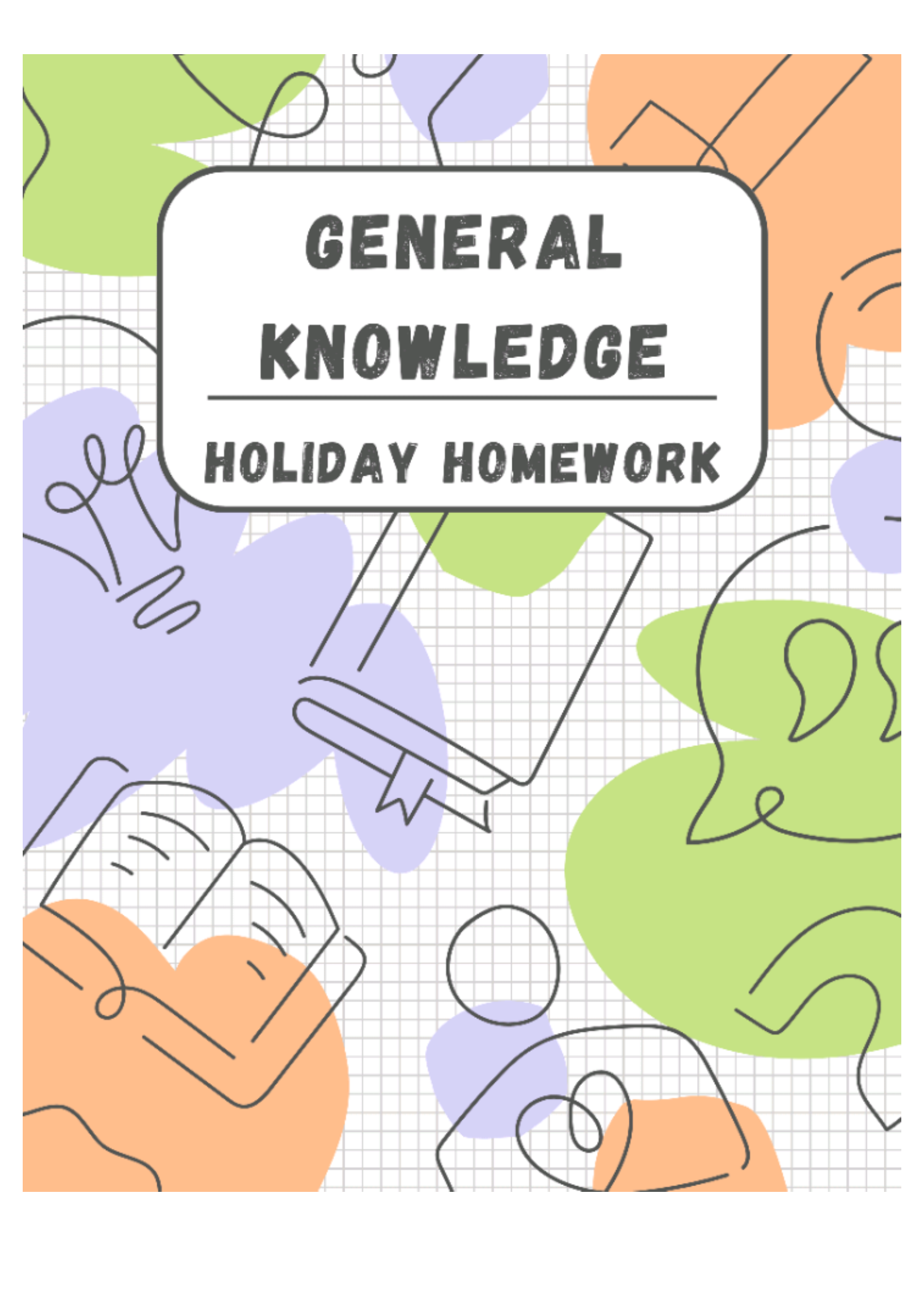
34 \_\_\_

17 \_\_\_

42 \_\_\_

39 \_\_\_





**GENERAL  
KNOWLEDGE**


---

**HOLIDAY HOMEWORK**

Label the body parts.



## Look and Match – 5 Senses Organs



# My Five Senses

Read the sentences and trace the words.

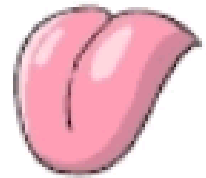
I see with my eyes



I hear with my ears



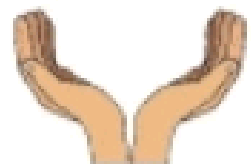
I taste with my tongue



I smell with my nose



I touch with my hands





# ALL ABOUT ME




1 My name is \_\_\_\_\_



2 I am \_\_\_\_\_ years old



3 I study in class \_\_\_\_\_




4 My favorite color is \_\_\_\_\_



5 I love to eat \_\_\_\_\_



6 My hobby is \_\_\_\_\_




Fill in the missing letters.



p \_ ne \_ ppl \_



ba \_ an \_



st \_ awb \_ r \_ y



ap \_ le



wat \_ r \_ el \_ n



pl \_ m



g \_ ap \_ s



ki \_ i




or \_ ng \_




p \_ ar

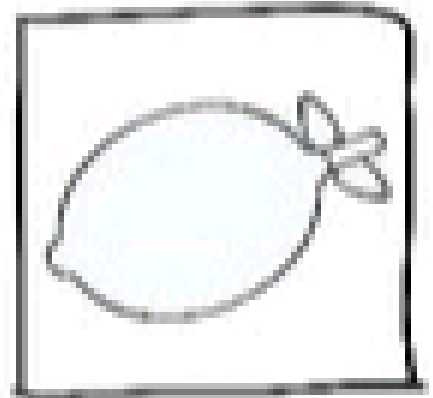
# Color the Fruits




Watermelon




Strawberry




Lemon




Banana




Orange



Pear



Grapes




Cherry



Mango

# FATHER'S DAY HANDPRINT TROPHY



## WHAT YOU NEED:

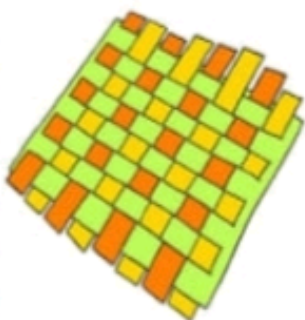
- Colored Cardstock
- Washable Paint
- Scissors
- Glue or Glue Stick
- Marker
- Star Stickers (Optional)

## INSTRUCTIONS:

1. Paint your child's hand with washable paint.
2. Press the hand onto white paper and let it dry.
3. Cut out the handprint.
4. Cut the trophy shape from colored cardstock.
5. Glue the handprint on top of the trophy.
6. Add star stickers and write a sweet message for Dad!



## How to...



## Weave Paper




### Materials and equipment:

- Scissors
- Glue stick
- Pencil
- Coloured paper
- Sticky tape



Make strips of the same  
second piece of paper  
if you wish.




edges so that the strips of  
don't slip out.

Use your woven paper  
cards or even diaries  
(notebooks)

# 10 Things to Do

in

## Summer Vacations for Children ♥



### 1. Read Books

Explore interesting stories and learn new things.



### 2. Learn a New Skill

Try drawing, painting, coding, or any hobby you love.



### 3. Stay Active

Play outdoor games, ride a cycle or do exercise.



### 4. Help at Home

Help your parents with small tasks and learn responsibility.




### 5. Explore Nature

Go for nature walks, observe plants, birds and enjoy the fresh air.




### 6. Write a Journal

Write your thoughts, dreams and special memories.



### 7. Learn Basic Cooking

Learn to make simple and healthy recipes.



### 8. Do Creative Activities

Try DIY crafts, origami, or make something by yourself.




### 9. Spend Time with Family

Play games, watch movies and create happy memories together.



### 10. Set Goals and Plan

Plan your dreams, set goals and use time wisely.





**Date: 20 May 2026**

**Holiday Homework Instructions**

**Dear Parents,**

**This is to inform you that the school will remain closed for Summer Vacation from [20-05-26] to [30-06-26]. The school will reopen on [01-07-26] in regular summer uniform.**

**Holiday Homework Instructions**

- 1. Parents are requested to take a printout of the homework and help the child complete it neatly in their own handwriting.**
- 2. Submission: Completed homework must be submitted to the class teacher on the first day after reopening. No late submissions will be accepted.<sup>2</sup>**
- 3. Presentation: Kindly ensure all worksheets are filed properly in a labeled folder with the child's name, class, and section.**

**Summer Advisory:**

- 1. Enjoy the break with your child through reading, indoor games, and creative activities.**
- 2. Stay healthy: Encourage plenty of water intake, fresh fruits, and avoid junk food. Limit screen time.**
- 3. Stay safe: Avoid peak afternoon sun. Use cap/sunscreen when outdoors.**
- 4. Revise concepts taught till May. Encourage daily reading for 15 minutes.**

**We wish all our students and parents a \*safe, joyful, and refreshing summer break\*.**